


Position Main Sticker:
horizontal line 8 cm
from center of bottom
hatch screw.



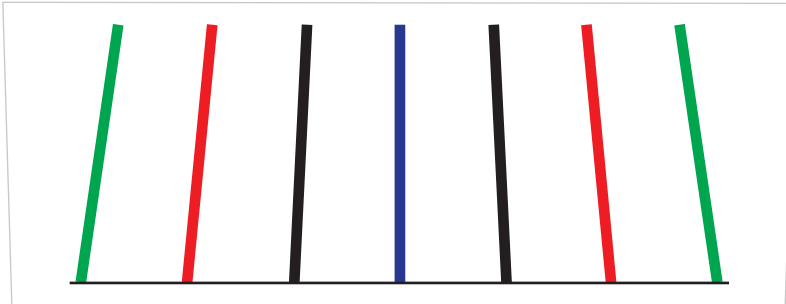
Position Jib Sticker:
horizontal line 16 cm
above center of top
hatch screw.

DragonFlite DF 95

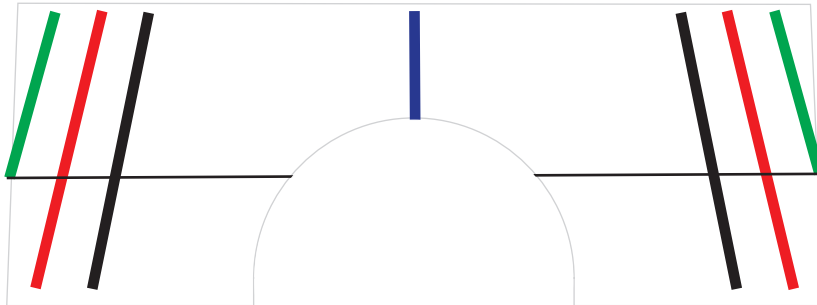
Printable Trimming Decals

Print on glossy, waterproof paper
on Laser or injet printer.


[YouTube here for background.](#)
Thank you Brad Read!



Print with no scaling. Measurements are at 7mm
at center for jib and 14 mm for main at horizontal line.
Rear of main decal aligns with "sheet in" reference mark.



Position Main Sticker
horizontal line 8 cm
from center of bottom
hatch screw.



Position Jib Sticker
horizontal line 16 cm
above center of top
hatch screw.

